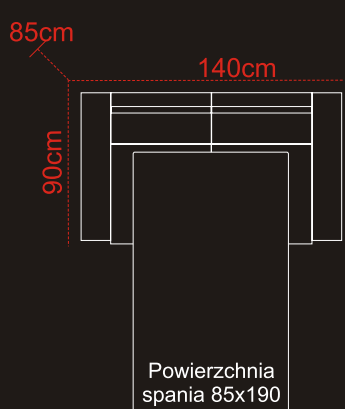
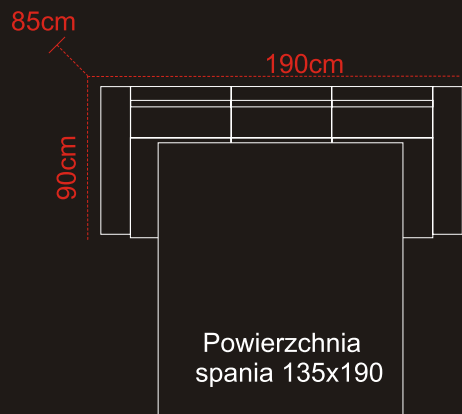


KARTA PRODUKTU

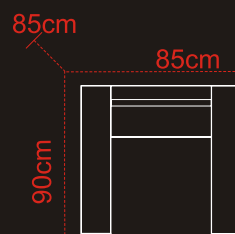
TYP 35^A



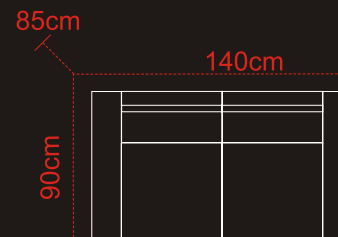
2R (kanapa 2-os.rozkładana stelaż RINO)



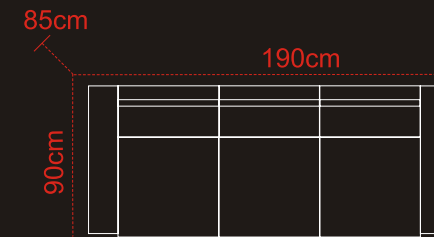
3R (kanapa 3-os.rozkładana stelaż RINO)



1 (fotel)

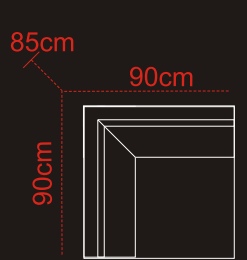


2 (kanapa 2 -osobowa)

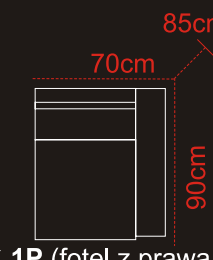


3 (kanapa 3-osobowa bez funkcji spania)

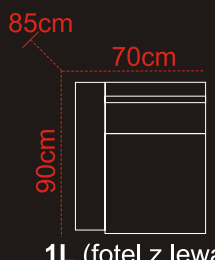
Model modułowy



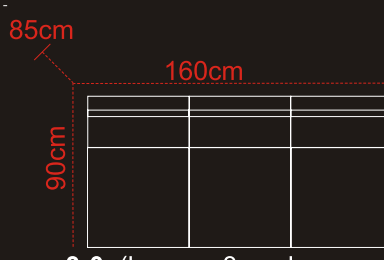
X (element rogowy)



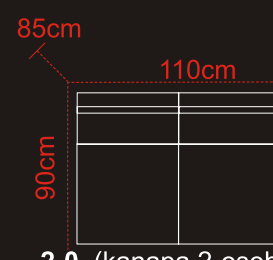
1P (fotel z prawą poręczą)



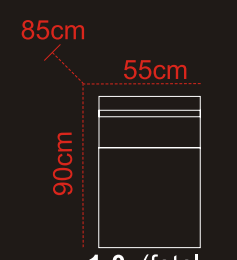
1L (fotel z lewą poręczą)



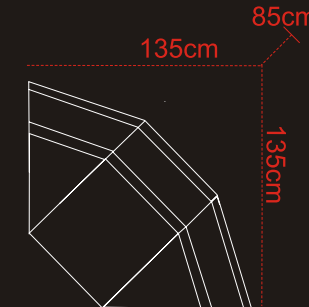
3-0 (kanapa 3 osobowa bez poręczy)




2-0 (kanapa 2-osobowa bez poręczy)




1-0 (fotel bez poręczy)




X3x (element rogowy łamany 3 razy)



2P (kanapa 2 -osobowa z prawą poręczą)



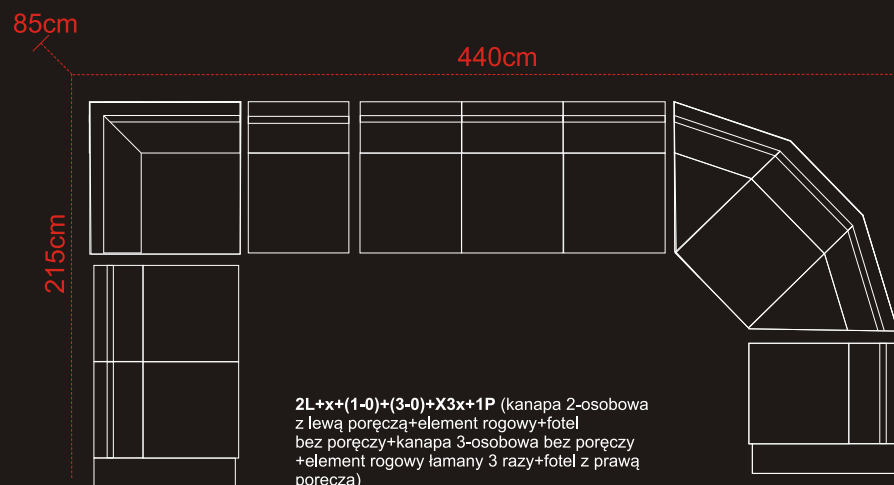
2L (kanapa 2 -osobowa z lewą poręczą)



3P (kanapa 3-osobowa bez funkcji spania z prawą poręczą)



3L (kanapa 3-osobowa bez funkcji spania z lewą poręczą)



2L+x+(1-0)+(3-0)+X3x+1P (kanapa 2-osobowa z lewą poręczą+element rogowy+fotel bez poręczy+kanapa 3-osobowa bez poręczy +element rogowy łamany 3 razy+fotel z prawą poręczą)